

PRABHU DAYAL PUBLIC SCHOOL

SUMMER HOLIDAYS HOMEWORK

CLASS VII



2025-26

PRABHU DAYAL PUBLIC SCHOOL, SHALIMAR BAGH
SUMMER HOLIDAY HOMEWORK (2025-26)
CLASS VII

“Success is the sum of small efforts repeated day in and day out.”

Dear Parents,

Summer Vacation is a time for the children to enjoy and relax. These days are precious and valuable and can be made most from if judiciously used. We should always remind ourselves that children will not remember us for the gifts we shower upon them but will always cherish the time we spent with them. It is time to nurture young minds, inculcate moral values and narrate family anecdotes to keep them in touch with their roots.

It's summertime again! The time to strengthen family bond, tying threads of family tree, sharing joys and sorrows and having a good time together.

Here are a few tips to make the vacation a fruitful time for your child:

- Look for interesting books and read as much as you can about the places and people. Take good care of your health and hygiene. Avoid heavy and oily food and increase intake of fresh fruits and water to keep yourself well hydrated and energetic.
- Use Holiday Homework as an opportunity to spend quality time together. The role of the parent is to be a facilitator and guide to steer the child in the right direction.
- Encourage your child to take up yoga or any other form of healthy activity during the vacation.
- Involve children in household chores.
- Enjoy walking with them in parks and appreciate nature.

General Instructions:

In order to keep our students well engaged and to revise and be thorough with the portions we have completed so far, we are sending the Summer Holiday Homework. We request parents to encourage the kids to finish their homework during the summer holidays. This will help them to have a revision of all the portions without over burdening them. Original work by the child shall be acknowledged and assessed. Follow the guidelines given by teachers to complete specific activities.

HAPPY HOLIDAYS!

ENGLISH

Instructions:

The Holiday Homework to be done in a scrap book or A-4 size sheets (spiral binding).

Design a book cover for the Holiday Homework from any of the story given in the book.

Q1 Design a bookmark with an inspirational quote.

Q2 Make a poster on “International Yoga Day”

Q3 Write a paragraph of about 150-200 words on any one of the topics given below:

- i. My favourite sport
- ii. An unforgettable journey
- iii. My favourite holiday destination

Q4 Research and Write about the life of any of the famous author from your English Reader book. For eg. Oscar Wilde etc.



हिंदी

निर्देश: कार्य करते समय सुंदरता और स्वच्छता का ध्यान रखें।

1. संवाद लेखन

बगीचे में आम के पेड़ और पंछी के बीच संवाद (50-60) शब्दों में अपनी उत्तरपुस्तिका में लिखिए।

निर्देश: संवाद पर्यावरण संरक्षण और पक्षी संरक्षण पर आधारित होना चाहिए।

2. अनोखी हड्डी कहानी पढ़िए और कहानी पर आधारित एक सचित्र वॉल हैंगिंग बनाइए।

3. कला और सृजनात्मकता:

भारत में नाप- तौल के लिए उपयोग होने वाली प्रणाली व इकाइयों से संबंधित चित्र इकट्ठा कीजिए और चित्रों को चिपकाकर कोलॉज तैयार कीजिए।

4. अब तक कक्षा में कराए गए समस्त पाठ्यक्रम की पुनरावृत्ति कीजिए।



MATHS

1. Practice the following questions in your mathematics register.

The heights of 10 girls were measured in cm and the results are as follows:

135, 150, 139, 128, 151, 132, 146, 149, 143, 141.

- (i) What is the height of the tallest girl? (ii) What is the height of the shortest girl?
(iii) What is the range of the data? (iv) What is the mean height of the girls?
(v) How many girls have heights more than the mean height.
- a)
- b) In a quiz containing 10 questions, for every correct answer 3 marks are given and for every incorrect answer (-1) is given. Sonia attempts all the questions. She gives 7 correct and 3 incorrect answers. Find her final score.
- c) In a class test containing 20 questions, 5 marks are awarded for each correct answer and 2 marks is deducted for each wrong answer. If Riya get 15 correct answers out of all the questions attempted. What is her total score?
- d) Evaluate using a suitable property: (i) $22 \times 45 + 22 \times 55$
(ii) $63 \times (-15) + (-63) \times 85$
- e) Distance between two adjacent saplings is $\frac{2}{3}$ m. There are seven saplings in a row. Find the distance between the first and the last sapling?
- f) For the celebration of children 's day students of Class VII bought sweets for Rs.740.25 and cold drink for Rs.70. If 35 students contributed equally what amount was contributed by each student?
- g) Find the median of the data: 24, 36, 46, 17, 18, 25, 35
- h) Temperature of a room is 20°C . If the temperature decreases at 4°C every hour. What will be the temperature of the room after 8 hours?
- i) The length of the rectangle is 7.1 cm and its breadth is 2.5 cm. what is the perimeter of the rectangle?
- j) Each side of a polygon is 3.5 cm and its perimeter is 17.5cm. How many sides does the polygon have?
2. Create an **infographic** on any real-life topic of your interest (e.g., your weekly screen time, your family's monthly expenses, rainfall in different cities, favourite fruits among your classmates, etc.).

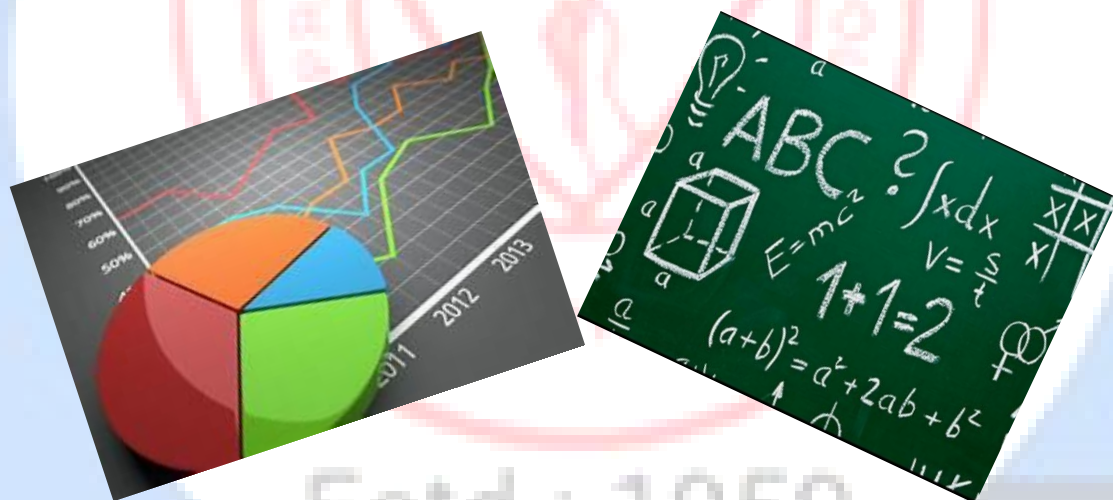
Your infographic must include:

1. A **brief write-up** (5–6 sentences) explaining what the data represents and why you chose this topic.
2. A **visual representation** of the data using any **one suitable type of graph** (bar graph, pie chart, line graph, or pictograph).
3. Clear labelling of data, title, and source (if applicable).
4. Use of colour or creative elements to make it visually appealing and easy to understand.

Note: This activity should be done in Lab manual/Mathematics Register

1. Revise the syllabus covered in class.

XXXXXX



SCIENCE

Instructions:-

- Use A-4 size sheets for all your answers.
- Paste relevant pictures or draw diagrams.
- Present and compile the assignment creatively.

Activity 1 : “Mind Map Making”

Suggest a mind map for human digestive system and include the Important Parts of digestive system i.e. mouth, pharynx, oesophagus, stomach, small and large intestines, rectum and anus.

Activity 2 : “Observation Booklet”

Keep a daily journal for one week, documenting at least one interesting scientific observation each day. This could be something you see, hear or experience in your surroundings. Describe the observation, ask questions about it and speculate on possible explanations. Use drawing, diagrams or photographs to illustrate your entries.

Activity 3 : “Exploring Neighbourhood”

Go to a doctor or your nearest health centre. Observe the doctor taking temperature of patients. Find

- a) Which type of thermometer does he use?
- b) Why the thermometer is kept under the tongue?
- c) Why he dips the thermometer in a liquid before use?

Activity 4 : “Review and Reflect”

Revise the Chapters 1 and 2 for PWT-1 and do written self- practice tests.



SOCIAL SCIENCE

Sacred Stories

Dear Students,

The purpose of this project (including task I and II) is to give you an opportunity to delve into spiritualism and understand the power of the energy bound in the geography and beliefs attached to the places which come under the divine circuit of Char Dhaam i.e. Badrinath, Dwarka, Jagannath Puri and Rameshwaram. It should be carried out with an open mind and an intent to think and understand what we do not know. I would be eagerly waiting to listen to the interesting facts and stories that you all will come back with.

Happy Learning!!

I. Prepare a project report on the topic- Char Dhaam: A Divine Circuit

Outline of the Project

- Introduction of Spiritualism
- Need and relevance
- Introduction of Char Dhaam
- History and beliefs
- Art and Architecture
- Your Experience (if visited)

Important Instructions:

- The project report should be original reflecting your research ability, writing style and creativity. Use eco-friendly products for the project.
- The project report should be handwritten. Page limit- 10-12 sheets.
- Project should have: cover sheet, index, introduction, conclusion, acknowledgement and bibliography/references.
- The cover sheet of the project should have the following details: Theme of the Project, Name, Class and Section, etc.
- Use maps, pictures, photos of your visit (if available) diagrams and relevant data for illustration.
- The collected data should have a reliable source and that should be mentioned with it.

II. Locate and label the 12 Jyotirlingas on a political map of India.

III . Revise the syllabus for PWT-I.

XXXXXX



FRENCH


Instructions – Do neat and creative work.

1) Design a greeting card for your best friend's birthday and write the wish in French. Use your creativity and originality.

2) Solve the following worksheet and paste it in the notebook.

- <https://www.liveworksheets.com/w/fr/francais-langue-etrangere-file/1916738>
- <https://www.liveworksheets.com/w/fr/langue-francaise/7092798>
- <https://www.tolearnfrench.com/exercises/exercise-french-2/exercise-french-17100.php>

3) Revise the syllabus of PT-I and do self-paced written assessments.



संस्कृत

दिशानिर्देश - : प्रश्न 1 और 2 A-4 शीट पर करें |

प्रश्न 3 और 4 अपनी उत्तरपुस्तिक में करें |

अवकाश कार्य रचनात्मक तरीके से करें |

1. लङ् लकार का प्रयोग करके प्रत्येक लाकर के 5-5 छोटे-छोटे वाक्य संस्कृत में किसी भी विषय पर A-4 शीट पर लिखिए।
2. शिक्षात्मक पाँच श्लोकों को सुंदर अक्षरों में A-4 शीट पर लिखिए तथा श्लोकों से संबंधित चित्र बनाइए या चिपकाइए।
3. लङ् लकारस्य रूपाणि रचयत।


धातु	पुरुषः	एकवचनम्	द्विवचनम्	बहुवचनम्
चल्	प्रथमपुरुषः			
लिख्	मध्यमपुरुषः			
धाव्	मध्यमपुरुषः			
क्रीड्	प्रथमपुरुषः			
खाद्	मध्यमपुरुषः			
हस्	प्रथमपुरुषः			
पठ्	मध्यमपुरुषः			
पत्	प्रथमपुरुषः			
भू	मध्यमपुरुषः			
वद्	प्रथमपुरुषः			

4. उपसर्गान् पृथक् कृत्वा लिखत-

शब्द	उपसर्ग
अवगच्छति	
अनुभवति	
उपकरोति	
प्रतिवदति	
निर्गच्छति	


4. अब तक कराए गए समस्त पाठ्यक्रम की पुनरावृत्ति कीजिए।

XXXXXXX



COMPUTER SCIENCE

Q.1. Identify the following Goals and write their Goal numbers and names:



Q.2. Write Python Statements for the following:

- a) To display the word "CYBERWORLD"
- b) To display "OUTSTANDING" if the marks are greater than 95.
- c) To display "WEAK" if the WEIGHT is less than 25.
- d) To store the half of 100 in H.
- e) To display the remainder when 25 is divided by 2

Q.3. Correct and rewrite the following Python Statements:

- a) `print(a X b)`
- b) `A + 5 = A`
- c) `print[4**3]`
- d) `if (a>=10)`
`print("done")`
`else`
`print(Once more)`

Q.4. Write outputs of following codes :

- a) `if (True):`
`print("Large")`
`else:`
`print("Medium")`
- b) `a=5`
`if (a > 0):`
`print("Small")`
`else:`
`print("Big")`

Q.5. Write an article on the topic "CYBER SECURITY". You can also paste some picture about it, along with the text. (Use A4 size sheet)

Q.6. Create a poster/ game based on "SUSTAINABLE DEVELOPMENT GOALS". You can refer pages 122 and 123 of your book. (on A4 or A3 size sheet). Use vibrant colours and creativity.

***** Revise the syllabus covered and prepare for PWT 1.**

Note :-Do the assignment neatly on A4 size sheets and arrange them in a folder.

ART & CRAFT

Make a MADHUBANI PAINTING (Indian Folk Art of Bihar)

Material required: A-3 size cartridge sheet

Medium: Sketch pens

FOR REFERENCE

- Video on making of Madhubani painting will be forwarded on class group.
- For some reference paintings



SCHEDULE FOR HHW

SUBMISSION

Dear Students

You are requested to follow and submit the HHW for the subjects as per the schedule for grading to the concerned subject teacher.

DAY AND DATE	VI	VII	VIII	IX	X
1 st July'25 Tuesday	Hindi and English	Social Science and Sanskrit/ French	Science and Social Science	Social Science and IT	English and Maths
2 nd July'25 Wednesday	Maths	Maths	English	Science	Hindi
3 rd July'25 Thursday	Science	English	Maths	Hindi	IT
4 TH July'25 Friday	Computer and Sanskrit/ French	Computer and Science	Computer and Hindi	Maths	Social Science
7 th July'25 Monday	Social Science	Hindi	Sanskrit/ French	English	Science
Art period in first week of July	Art	Art	Art		